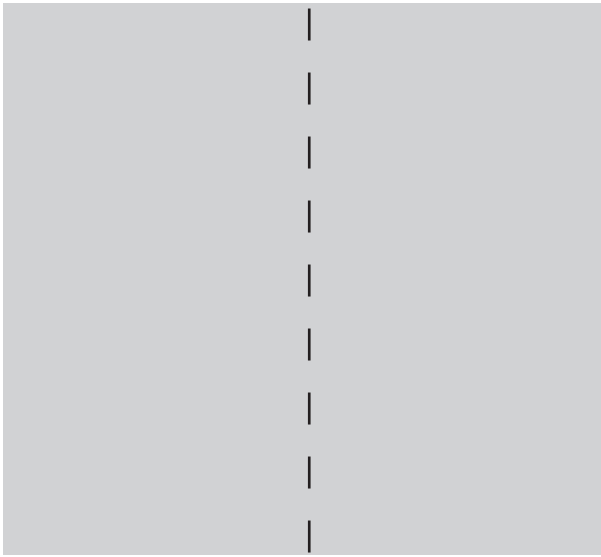



1 FULL SHEET NEWSPAPER

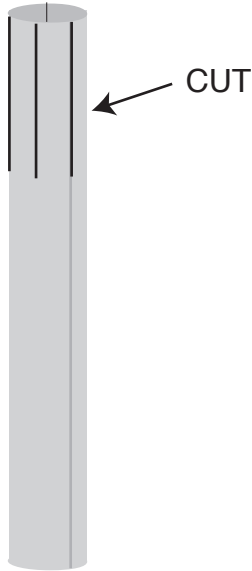
MAKE A NEWSPAPER LULAV!



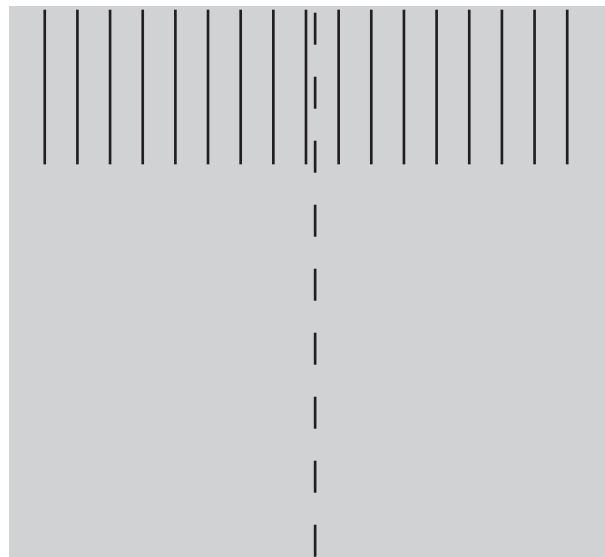
2. ROLL UP NEWSPAPER ON THE VERTICAL EDGE STRAIGHT... ABOUT 2" DIAMETER - ON THE LOOSE SIDE... NOT TOO TIGHT...



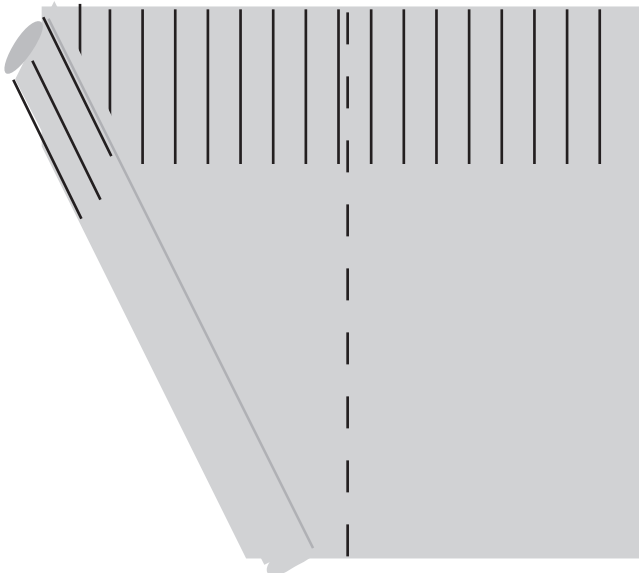
3. WITH SCISSORS CUT ABOUT 5 SLITS 1/3 OF THE WAY DOWN FROM THE TOP CUTTING ALL THE WAY THROUGH THE "ROLL"



4 OPEN UP THE PAPER AND PUT THE FRINGE AT THE TOP



5. REROLL THE PAPER ON AN ANGLE AND A LITTLE TIGHTER THAN WHEN YOU ROLLED IT THE FIRST TIME. MAYBE 1" DIAMETER. IT WILL BE LONGER AND THE FRINGE WILL OPEN ALL DOWN THE TOP OF THE LULAV.



6. ADD A PIECE OF TAPE TO SECURE THE LULAV BELOW THE FRINGE. AND IT IS READY TO SHAKE IN ALL DIRECTIONS!

